



FUNdraising Ideas

The beauty of the Vet Techs Helping Pets Contest is that each chapter chooses the level of participation that's right for them – from holding a one-time event to conducting a week-long fundraising campaign. Ideas for raising funds are only limited by the imagination. Here are some suggestions to spark your own ideas:

1. Appoint a Lead Organizer and Support Committee

Appoint someone from your chapter to take the lead in planning and organizing the fundraising activity, then provide them with the support they need to plan and prepare for the event.

2. Enlist Community Support

Contact your local AAHA-accredited veterinary practices or veterinary teaching schools to plan a joint event, if possible. They may have the resources, clients and equipment to support your event and publicize it to the local community.

3. Set the Date(s)

A timeline and checklist for your event will help to keep your plans on target.




4. Create a Budget

Keep operating costs at a minimum by setting a budget for decorations, refreshments, printing & mailing expenses, and so on. If you are going to charge admission to the event in lieu of asking for minimum donations, be sure the ticket price more than covers the cost of expenses per person.

5. Decide on a Fundraising Event

The options are endless – consider the time, resources and community support available to you and plan accordingly. Here are some ideas for you to consider:

Provide services for a suggested minimum donation

-  Dog wash
-  Dog nail trimming
-  Pet portraits

Sell tickets or request a minimum donation for

-  A Pancake Breakfast
-  A BBQ luncheon or dinner



Purchase merchandise for resale during the event. Set the price such that proceeds can be generated to benefit the Fund. Make sure customers know their purchase price helps support a charitable cause.

Require registration fees and/or ask participants to solicit sponsorships for:

- 🐾 A Wellness Walk for pet owners and their pets
- 🐾 A Bicycle Tour

Invite donations or pledges in support of:

- 🐾 A Pet Photo Contest
- 🐾 A Dog or Cat Show
- 🐾 A Kids Artwork Contest
- 🐾 A Dog Obedience Workshop

A few ideas from previous years' activities:

- 🐾 Anyone for a Howl-o-ween Party?
- 🐾 A super-cool 'Hold the Boa' photo session
- 🐾 K-9 Agility demonstrations
- 🐾 Bake Sales & Craft Fairs

6. Choose a Venue

If your chapter does not have enough room for the activity, look for a suitable venue. Check with local veterinary practices, veterinary teaching schools, organizations, galleries, schools, and churches. Be prepared to put down a deposit, but ask for a nonprofit discount.

7. Follow Up After the Event

Calculate the net and gross income for your event. Submit your event information and proceeds to the AAHA Helping Pets Fund. And, be sure to thank all event participants and volunteers.

Note: During the big event, remember to display AAHA Helping Pets Fund brochures at your event (a supply of AAHA Helping Pets Fund brochures is available upon request).

For more ideas and support, contact the AAHA Helping Pets Fund at 866/4HELPETS (866/443-5738) or visit us online at www.aahahelpingpets.org. You can also find us at <http://twitter.com/AAHAHelpingPets> and under "Causes" on Facebook (www.facebook.com).